



Patrician College of Arts and Science

Approved by the Govt. of Tamilnadu (G.O. No. 168) Affiliated to the University of Madras.

Canal Bank Road, Gandhi Nagar, Adyar, Chennai - 600 020.
Phone : + 91 - 044 - 24401362, 24426913 Telefax : + 91 - 044 - 24401362
E-mail : director@patriciancollege.com, principal@patriciancollege.com
Website : http://www.patriciancollege.com

11/11.2014

To

The Registrar i/c
University of Madras
Chennai

Respected Sir


Sub : 1) Student's enrolment in various courses of study in the University Departments
/Affiliated Colleges during the year 2014 – 2015 – Particulars submitted in Proforma I
– reg
2) Report regarding fulfillment of reservation for SCs and STs in the first year admission
for the year 2014 – 2015 – Particulars submitted in Proforma III – reg
Ref : Your Letter No. SPECIAL.CELL/SCT/SE 2K14 – 2K15/564, dt.10.10.2014

With reference to the above subject we are herewith submitting the students enrolment in various courses and report regarding fulfillment of reservation for SCs and STs in the first year admission for the year 2014 – 2015.

Kindly acknowledge the same.

Thanking you

Yours sincerely


Dr. Fatima Vasanth
Principal

Encl : Proforma I & II

Dr. FATIMA VASANTH.
M.A., M.Phil., Ph.D.,
PRINCIPAL,
PATRICIAN COLLEGE OF ARTS AND SCIENCE
GANDHI NAGAR, ADYAR,
CHENNAI-600 020. Ph: 24401362/24426913





UNIVERSITY OF MADRAS

PROFORMA-I

Statement of strength of the students
of Arts and Science Colleges as on
30th September, 2014

Name of the College: PATRICIAN COLLEGE DE ARTS AND SCIENCE

DEGREE	Names of the Courses offered	I Year						II Year						III Year					
		Men		Women		Total		Men		Women		Total		Men		Women		Total	
		EM	TM	EM	TM	EM	TM	EM	TM	EM	TM	EM	TM	EM	TM	EM	TM	EM	TM
@ BBA	BACHELOR OF BUSINESS ADMINISTRATION	58	-	12	-	70	-	56	-	13	-	69	-	57	-	7	-	64	-
@ MSW	MASTER OF SOCIAL WORK	9	-	3	-	12	-	8	-	10	-	18	-	-	-	-	-	-	-
@ B.COM(CS)	BACHELOR OF CORPORATE SECRETARYSHIP	57	-	13	-	70	-	44	-	24	-	68	-	44	-	22	-	66	-
BCA	BACHELOR OF COMPUTER APPLICATION	74	-	27	-	101	-	73	-	24	-	97	-	76	-	20	-	96	-
B.A.,	BACHELOR OF ENGLISH	27	-	29	-	56	-	23	-	20	-	43	-	25	-	5	-	30	-
	Grand Total for B.A.,																		
M.A.,																			
	Grand Total for M.A.,																		
B.Com.,	BACHELOR OF COMMERCE	149	-	63	-	212	-	93	-	45	-	138	-	101	-	32	-	133	-
M.Com.,	MASTER OF COMMERCE	5	-	10	-	15	-	7	-	7	-	14	-	-	-	-	-	-	-

Here details of other Degrees such as B.Lit., BLM., BBA., B.Com(A&F), B.Com(BM), B.Com(CS), B.Com(Co-Op), B.Music., BSW., MBA., MCA., MLM., M.S.W., Certificate., Diploma., PG Diploma., PGDCS etc.. conducted under affiliation of this University, may be furnished.

PROFORMA - I (Contd..)

DEGREE	Names of the Courses offered	I Year						II Year						III Year					
		Men		Women		Total		Men		Women		Total		Men		Women		Total	
		EM	TM	EM	TM	EM	TM	EM	TM	EM	TM	EM	TM	EM	TM	EM	TM	EM	TM
B.Sc.,	BACHELOR OF COMPUTER SCIENCE	32	-	17	-	49	-	29	-	21	-	50	-	32	-	13	-	45	-
	BACHELOR OF VISUAL COMMUNICATION	48	-	2	-	50	-	47	-	2	-	49	-	40	-	2	-	42	-
	Grand Total for B.Sc.,																		
M.Sc.,																			
		Grand Total for M.Sc.,																	
M.Phil.,																			
Ph.D.,																			

Note: EM-English Medium, TM-Tamil Medium

PROFORMA - I (Contd.)
 Number of Backward Class/ Scheduled Caste/ Scheduled Tribe/ General Turn/ Foreign Students admitted to each course of study offered in the College during the academic year 2014- 2015
 (including II and III Years)


Degree	Name of courses offered	I YEAR										II YEAR										III YEAR																							
		S.C		S.T		MBC		B.C		G.T		Foreign Students	Total		S.C		S.T		MBC		B.C		G.T		Foreign Students	Total		S.C		S.T		MBC		B.C		G.T		Foreign Students	Total						
		M	W	M	W	M	W	M	W	M	W	M	W	M	W	M	W	M	W	M	W	M	W	M	W	M	W	M	W	M	W	M	W	M	W	M	W	M	W	M	W				
		M	W	M	W	M	W	M	W	M	W	M	W	M	W	M	W	M	W	M	W	M	W	M	W	M	W	M	W	M	W	M	W	M	W	M	W	M	W	M	W				
@BBA	BUSINESS ADMINISTRATION	18	3	0	0	2	2	24	5	14	2	0	0	58	12	8	2	2	0	18	2	21	8	4	1	3	0	56	13	5	1	1	1	12	1	21	2	18	2	3	0	57	7		
@MSW	SOCIAL WORK	2	1	0	0	0	1	4	1	3	0	0	0	9	3	1	0	0	0	2	4	4	5	1	1	0	0	8	10	-	-	-	-	-	-	-	-	-	-	44	22				
@B.Lm	CORPORATE SECRETARYSHIP	7	5	0	0	14	2	28	6	8	0	0	0	57	13	5	4	0	2	20	7	17	10	2	1	0	0	44	24	5	1	2	2	9	5	20	13	8	1	0	0	76	20		
BCA	COMPUTER APPLICATION	7	6	0	0	20	6	40	12	7	3	0	0	74	27	9	4	0	0	17	7	43	10	4	3	0	0	73	24	14	4	4	3	20	5	30	3	8	5	0	0				
B.A.,	ENGLISH	4	7	1	2	3	4	13	10	6	6	0	0	27	29	0	2	1	4	9	7	12	7	1	0	0	0	23	20	5	1	2	1	5	1	5	2	8	0	0	0	25	5		
	GRAND TOTAL																																												
B.Sc.,	COMPUTER SCIENCE	7	1	0	0	6	6	13	10	6	0	0	0	32	17	4	3	2	2	6	3	15	10	2	3	0	0	29	21	2	1	1	0	12	5	13	5	4	2	0	0	32	13		
	VISUAL COMMUNICATION	14	0	0	0	3	0	19	2	12	0	0	0	48	2	5	0	1	0	15	0	19	2	4	0	3	0	47	2	5	0	2	0	22	1	5	1	6	0	0	0	40	2		
	GRAND TOTAL																																												
B.Com	COMMERCE	26	25	0	0	35	10	73	24	15	4	0	0	149	63	15	5	3	1	33	8	37	26	5	5	0	0	93	45	12	2	15	2	33	7	32	11	9	10	0	0	101	32		

@ Here details of other Degrees such as B.Lit., BLM., BBA., B.Com(A&F), B.Com(BM), B.Com(CS), B.Com(Co-Op), B.Music., BSW., MBA., MCA., MLM., M.S.W., Certificate., Diploma., PG Diploma., PGDCS etc., conducted under affiliation of this University. may be furnished.

PROFORMA - I (Contd..)

Degree	Name of courses offered	I YEAR														II YEAR													
		S.C		S.T		M.B.C		B.C		G.T		Foreign Students		Total		S.C		S.T		M.B.C		B.C		G.T		Foreign Students		Total	
		M	W	M	W	M	W	M	W	M	W	M	W	M	W	M	W	M	W	M	W	M	W	M	W	M	W	M	W
M.A.,																													
	GRAND TOTAL																												
M.Sc.,																													
	GRAND TOTAL																												
M.Com	MASTER OF COMMERCE	0	0	1	0	3	3	1	5	0	2	0	0	5	10	0	1	1	0	3	2	1	3	2	1	0	0	7	7
Degree	Name of the subject	No. OF SCHOLARS AS ON 30 TH SEPTEMBER, 20																											
		S.C		S.T		M.B.C		B.C		G.T		Foreign Students		Total															
		M	W	M	W	M	W	M	W	M	W	M	W	M	W	M	W	M	W	M	W	M	W	M	W	M	W		
M.Phil.,																													
Ph.D.,																													

NOTE: S.C - Scheduled Caste, S.T - Scheduled Tribe, M.B.C - Most Backward Community
 B.C - Backward Community, G.T - General Turn, M - Men, W - Women.


Dr. FATIMA VASANTH.
 Signature of the Principal/CeM/Ph.D.
 furnished in Proforma - I (All Branches)
 PATRICIAN COLLEGE OF ARTS AND SCIENCE
 GANDHI NAGAR, ADYAR,
 CHENNAI-600020. Ph: 24401362/24426913



UNIVERSITY OF MADRAS
PROFORMA-II

ROFORMA FOR REPORT REGARDING FULFILMENT OF RESERVATION FOR SCHEDULED CASTES AND SCHEDULED TRIBES IN ADMISSION IN UNIVERSITY
TEACHING DEPARTMENTS & COLLEGES FOR THE YEAR 2014 - 2015 , AS ON 30TH SEPTEMBER 2014

NAME OF THE DEPARTMENT/COLLEGE: **PATRICIAN COLLEGE OF ARTS AND SCIENCE**


SL. NO.		ARTS		SCIENCE		COMMERCE		EDUCATION		COMPUTER APPLICATION		MANAGEMENT		LAW		Any Other Courses (Specify)	
		UG COURSE	P.G COURSE	UG COURSE	P.G COURSE	UG COURSE	P.G COURSE	UG COURSE	P.G COURSE	UG COURSE	P.G COURSE	UG COURSE	P.G COURSE	UG COURSE	P.G COURSE	UG COURSE	P.G COURSE
	1	2	3	4	5	6	7	8	9	10	11	12	13	14	15	16	17
i	Number of students applied (a) In Total	145	0	142	0	714	19			300	0					0	12
	(b) Of which SC	25	0	8	0	83	0			13	0					0	3
	(c) Of which ST	3	0	0	0	0	1			0	0					0	0
2	Number of students admitted (a) In Total	106	0	49	0	352	15			101	0					0	12
	(b) Of which SC	25	0	8	0	83	0			13	0					0	3
	(c) Of which ST	3	0	0	0	0	1			0	0					0	0
3	Number of students admitted in general merit list not to be counted towards reservation quota (a) SC	-	-	-	-	-	-			-	-					-	-
	(b) ST	-	-	-	-	-	-			-	-					-	-
4	Percentage of SC & ST students admitted to total number of students admitted (Excluding those admitted in general merit list) (a) SC	23.58	0	16.32	0	23.57	0			12.87	0					0	25
	(b) ST	2.83	0	0	0	0	6.66			0	0					0	0

-: 6 :-

SL. NO.		ARTS		SCIENCE		COMMERCE		EDUCATION		COMPUTER APPLICATION		MANAGEMENT		LAW		Any Other Courses (Specify)	
		U.G COURSE	P.G COURSE	U.G COURSE	P.G COURSE	U.G COURSE	P.G COURSE	U.G COURSE	P.G COURSE	U.G COURSE	P.G COURSE	U.G COURSE	P.G COURSE	U.G COURSE	P.G COURSE	U.G COURSE	P.G COURSE
		2	3	4	5	6	7	8	9	10	11	12	13	14	15	16	17
5	Least percentage of marks of admitted general students (including SC & ST students admitted in general merit list)																
6	Least percentage of marks of admitted SC & ST students																
	(a) SC																
	(b) ST																
7	Prescribed percentage of reservation																
	(a) SC	18%	18%	18%	18%	18%	18%	18%	18%	18%	18%	18%	18%	18%	18%	18%	18%
	(b) ST	1%	1%	1%	1%	1%	1%	1%	1%	1%	1%	1%	1%	1%	1%	1%	1%
8	Whether reservation completely fulfilled in respect of																
	(a) SC																
	(b) ST																
	If not precise reason																
9	Steps taken by College / University Departments to fill up the reserved seats for which SC & ST students not available.																

DATE:

OFFICE SEAL:


Dr. FATIMA VASANTHI
 Signature of the Head of Department / Principal
 Certifying the particulars furnished.
 PATRICIAN COLLEGE OF ARTS AND SCIENCE
 GANDHI NAGAR, ADYAR,
 CHENNAI-600 020. Ph: 24401362/24426913